BASEMENT FLOOR PLAN
AS PROPOSED

1. Server Room
2. Heritage Skills Studio
3. Accessible Shower & WC
4. New Lift
5. Service Trench
6. Barrel Store
7. Bin Store
8. New External Platform Lift
9. Boiler Room
10. Female WCs
11. Male WCs
12. Bunker
13. Plant Space
14. New Lift

Proposed to be added, viewed in elevation.

Proposed to be added, cut through by plane of view.

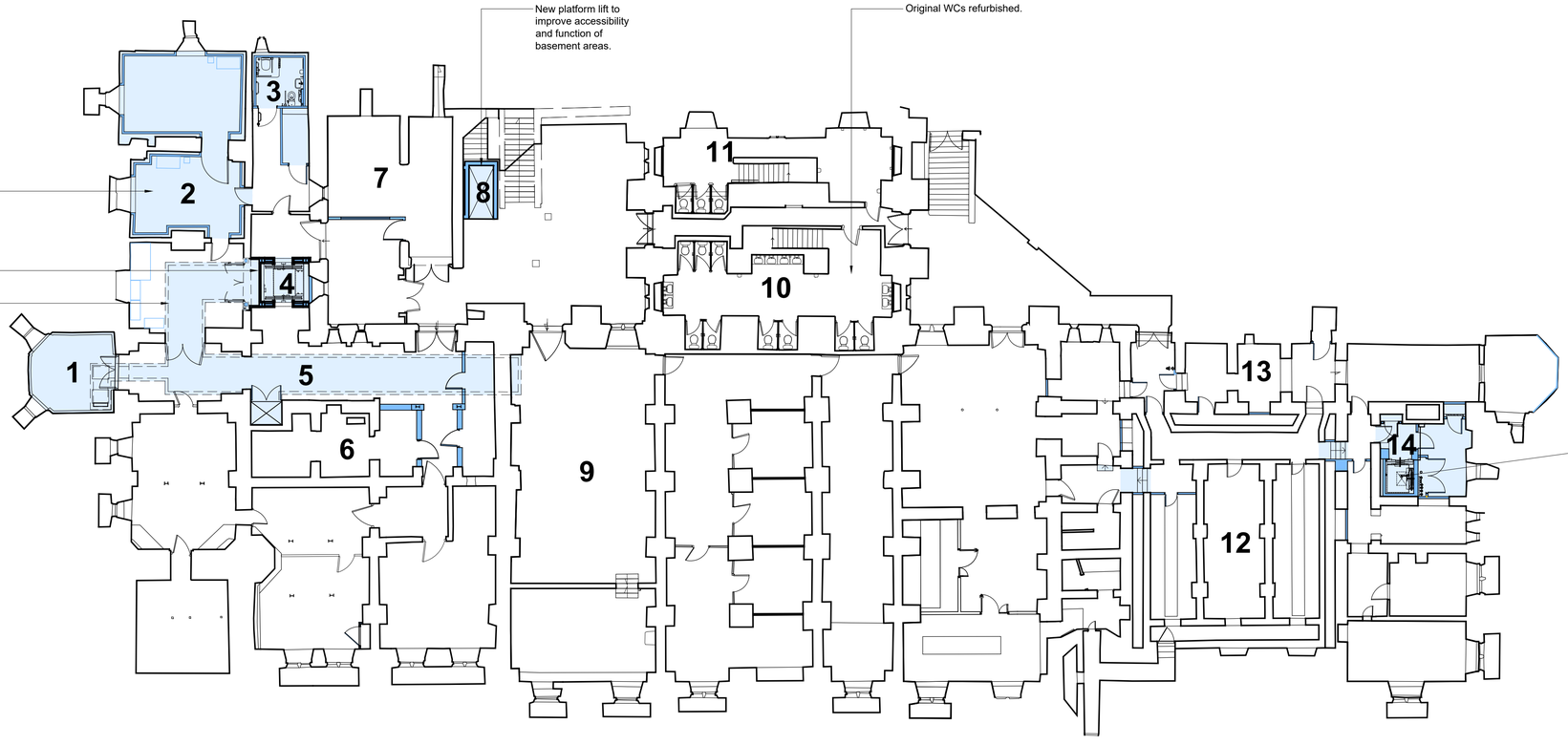

0 1.5 3 4.5 6 7.5

Scale 1:150 m

GROUND FLOOR PLAN
AS PROPOSED

1. Cafe
2. Servery
3. Kitchen
4. New Lift
5. External Terrace
6. Small Exchange
7. New Lift and Staircase
8. Clock Tower Link
9. Mayor's Entrance
10. Mayor's Reception Room
11. Mayor's Parlour
12. Old Council Chamber
13. Exchange
14. Welcome Gallery
15. External Courtyard
16. Quiet Room
17. Porte Cochere
18. New Lift
19. Changing Places
20. Accessible Changing Places Entrance

Proposed to be added, viewed in elevation.

Proposed to be added, cut through by plane of view.

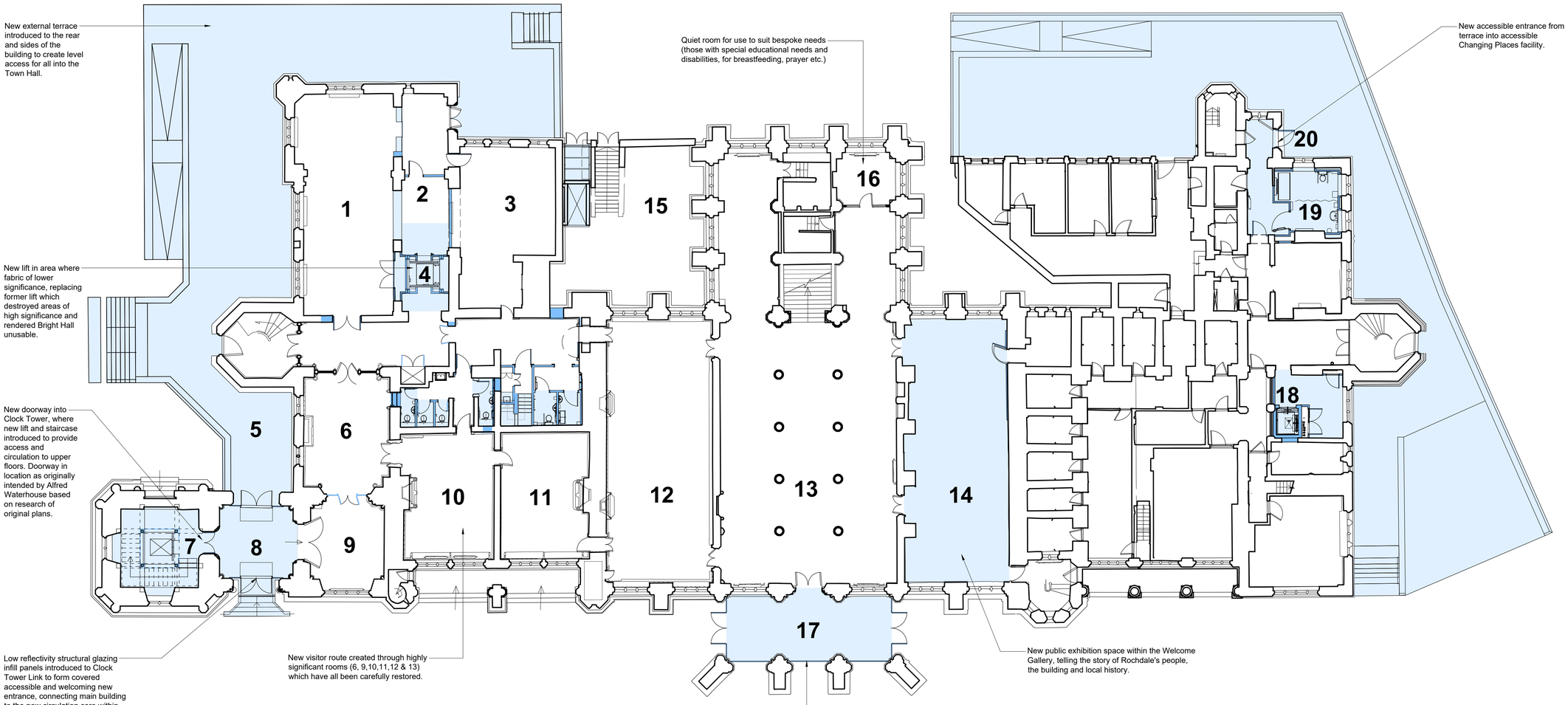

0 1.5 3 4.5 6 7.5

Scale 1:150 m

FIRST FLOOR PLAN
AS PROPOSED

1. Store
2. Service Kitchen
3. Cold Store
4. New Lift
5. New Lift and Staircase
6. Exhibition
7. Bar
8. Refreshment Room
9. Great Hall
10. Grand Staircase
11. Balcony Over Porte Cochere
12. Council Chamber AV rack
13. Council Chamber
14. New Mayor's Parlour
15. New Mayors Kitchennett
16. New Lift
17. New Green Room
18. Office

Proposed to be added, viewed in elevation.

Proposed to be added, cut through by plane of view.

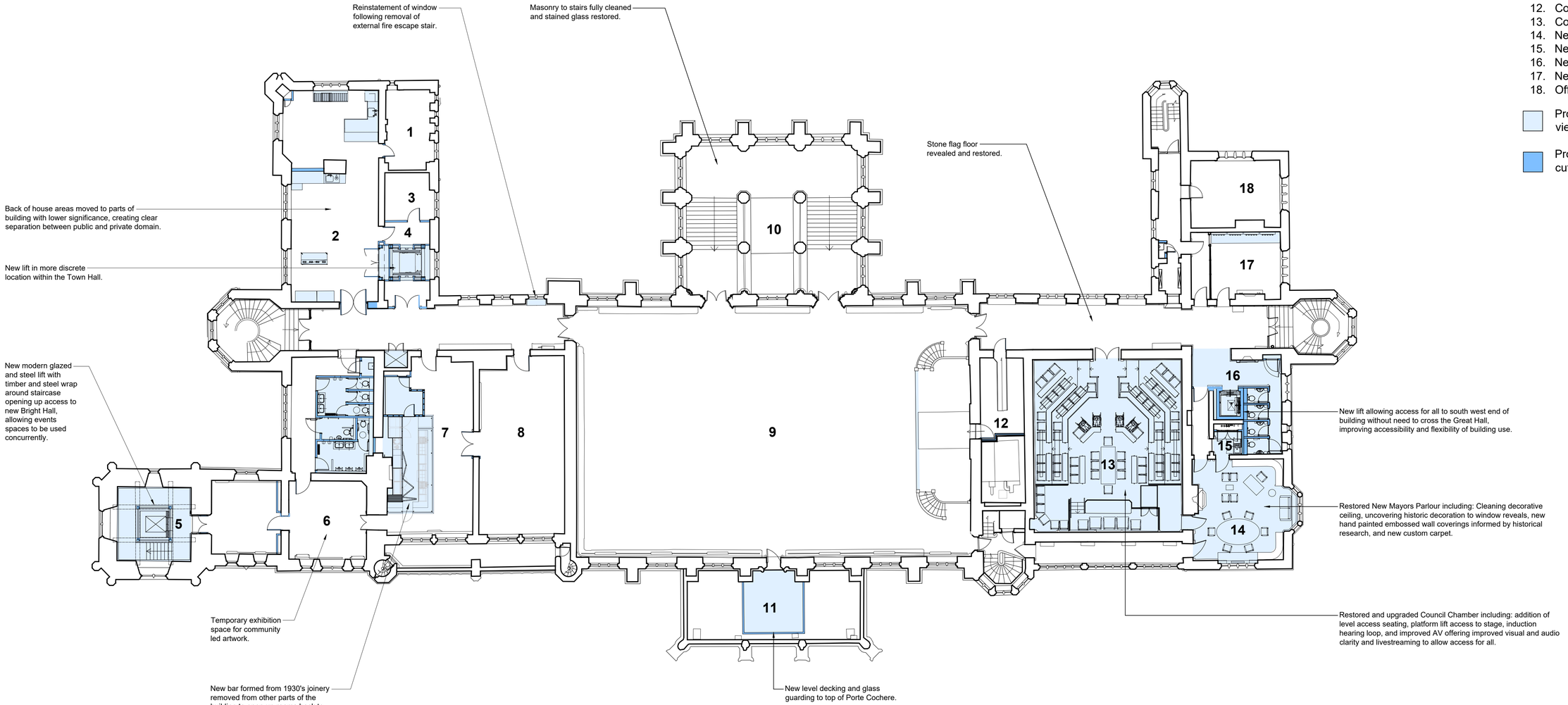

N

0 1.5 3 4.5 6 7.5

Scale 1:150 m

SECOND FLOOR PLAN
AS PROPOSED

1. Office
2. Store
3. New Lift
4. Activity Suite
5. New Lift and Staircase
6. Exhibition
7. Bright Hall
8. Great Hall Ceiling
9. Grand Staircase Ceiling
10. Council Chamber Gallery
11. Council Chamber Ceiling
12. Stained Glass Conservation
13. New Council Chamber AV
14. New Lift
15. New Access Stair
16. Offices

Proposed to be added, viewed in elevation.

Proposed to be added, cut through by plane of view.

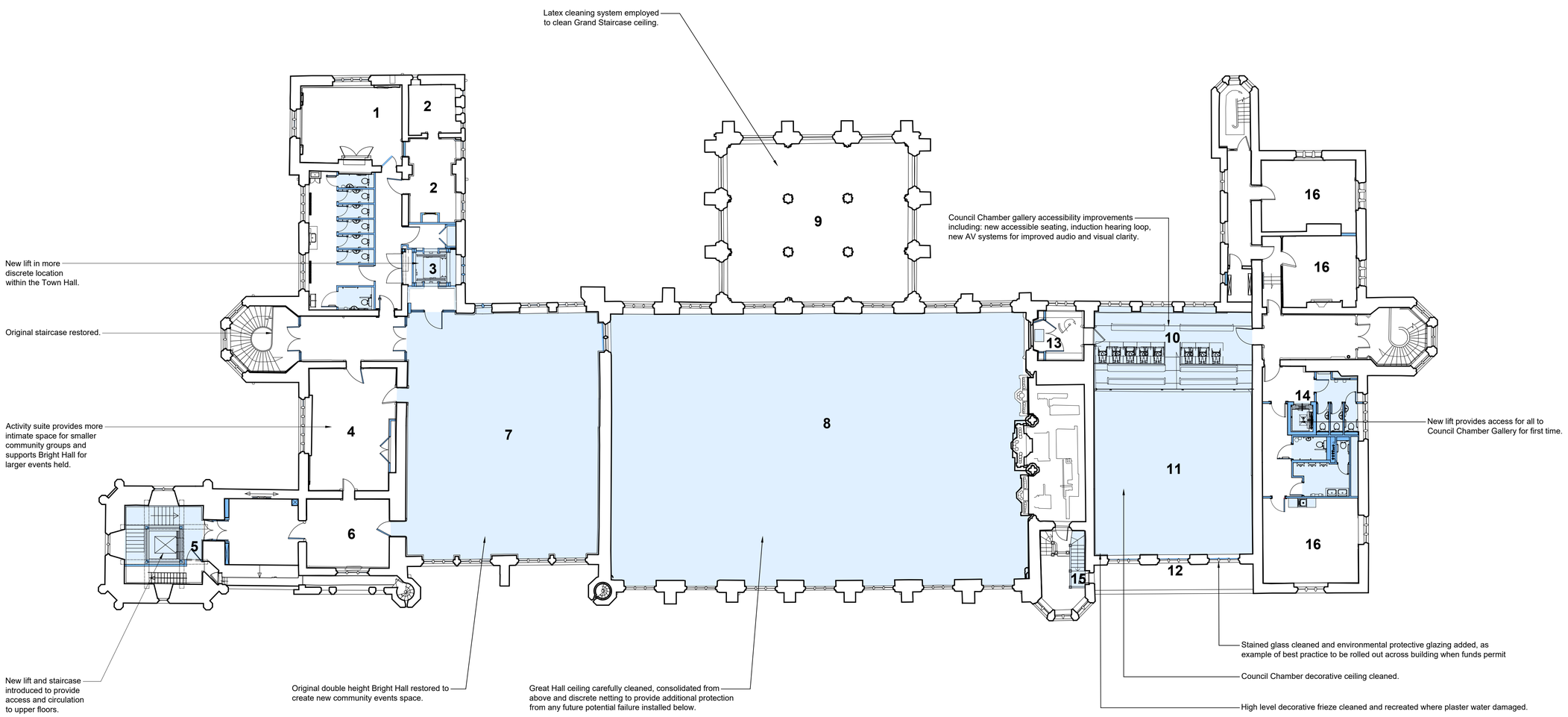

0 1.5 3 4.5 6 7.5

Scale 1:150 m

SECTION
AS PROPOSED

Proposed to be added,
viewed in elevation.

Proposed to be added,
cut through by plane of view.

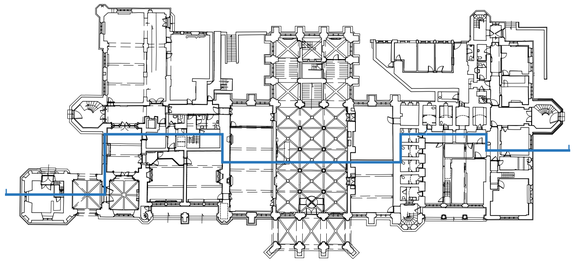

KEY PLAN

1. New Lift and Staircase
2. Activity Suite
3. Bright Hall
4. Bar
5. Refreshment Room
6. Clock Tower Link
7. Mayor's Entrance
8. Great Hall Ceiling
9. Great Hall
10. Old Council Chamber
11. Exchange
12. Welcome Gallery
13. Organ
14. Council Chamber AV equipment space
15. Council Chamber Gallery
16. Council Chamber
17. Bunker
18. WCs
19. Store
20. Lift Lobby
21. Plant space
22. New Lift



0 1.5 3 4.5 6 7.5

Scale 1:150 m

NORTH ELEVATION
WINDOWS AS PROPOSED



KEY

- Stained glass tracery and stained glass leaded light window, with new isothermal glazing.
- Stained glass tracery leaded light windows - upper pivot windows providing required ventilation to rooms - conservation overhaul to working order by specialist.
- Stained glass tracery and stained glass leaded light window, refer to schedule of specialist repair works.
- Clear glass/obscured glass leaded light window, refer to schedule of specialist repair works.
- Existing clear glass to stone retained and overhauled insitu; Refer to colour coded window schedule.
- Existing clear glass opening light retained and overhauled off site in workshop; Refer to colour coded window schedule.
- New SG clear glass to stone. Refer to colour coded window schedule.
- New SG clear glass opening light. Refer to colour coded window schedule.
- New DG clear glass fixed light. Refer to colour coded window schedule.
- New DG clear glass opening light. Refer to colour coded window schedule.
- Bespoke single glazed opening lights with arched heads. Refer to colour coded window schedule.

Refer to drawings for type of opening light:

- Side hung
- Pivot hung
- Bottom hung
- Top hung

0 2 4 10

Scale 1:200 m